

## NOVEMBER-Lower K.G

### Insects and Birds

#### Moral-Taking care of animals

### Stories-

The very greedy bee-[https://www.youtube.com/watch?v=h3ljX6lZe6s&ab\\_channel=K-TeacherCreate](https://www.youtube.com/watch?v=h3ljX6lZe6s&ab_channel=K-TeacherCreate)

The tiny workers-[https://www.youtube.com/watch?v=ydnp5EvBWMg&ab\\_channel=JCLibraryAction](https://www.youtube.com/watch?v=ydnp5EvBWMg&ab_channel=JCLibraryAction)

## WEEK 1

### Day 1

1) **Name of activity-**Prayer and Rhyme time

**Domain covered-**Personal/Social/Emotional domain and Language domain

**Objective-** LWBAT learn about their surrounding and about the day

**Teaching material required-**

a) 3 new Rhymes

**Procedure –**

- a) Prayer
- b) National anthem
- c) School song
- d) ABCD Rhyme
- e) Rhyme on counting
- f) Oral counting 1 to 20
- g) Names of months of a year
- h) Names of days of a week
- i) 1 warm up Rhyme
- j) 3 Rhymes

2) **Name of activity-**Attendance

**Domain covered-**Personal/Social/Emotional domain

**Objective-** LWBAT learn being a good listener and attentive to instructions

3) **Name of activity-** Sports

**Objective-**LWBAT learn to catch the ball and eye-hand coordination

**Teaching material-**

a) Ball

**Procedure-**

- a) Teacher will take children outdoor and will place all the children in a circle.

b) Then the children will pass the ball and that students will try to catch the ball.

**4) Name of activity-**Intro of letter Vv

**Domain covered-**Language Domain

**Objective-**LWBAT learn letter Vv, it's phonic sound and it's vocabulary

**Teaching material-**

a) Book- Page no.-43 and 44

**Procedure-**

- a) Teacher will read the story of letter V to the students.
- b) She will then focus on phonic sound of the letter.

**5) Name of activity-**Recap of backward counting

**Domain covered-**Cognitive domain

**Objective-**LWBAT recap backward counting

**Teaching material-**

a) Blocks

**Procedure-**

a) Students will count backwards through blocks

**6) Name of activity-** Intro of Insects

**Domain covered-**Language domain

**Objective-**LWBAT learn about the  
Names of insects

**Teaching material-**

a) Picture book and flash cards

**Procedure-**

a) Teacher will explain various insects and their characteristic.

**7) Name of activity-**Story time

**Domain covered-**Personal domain

**Objective-**LWBAT learn to adjust in the environment

**Teaching material-**

a) Library

**8) Name of activity-**Oral recap of A to Z

**Domain covered-**Language domain

**Objective-**LWBAT recap letter

**Teaching material-**

A) Flash cards

**Procedure-**

a) Teacher will recap all letters and words related with letters with help of flash cards. She can use board to draw the objects and can also call students to draw pictures on the board.

**9) Reflection time-** Recap of the things done in the class.

Remarks of the day:

**Day 2**

**1) Name of activity-** Prayer and Ryhme time

**Domain covered-**Personal/Social/Emotional domain and Language domain

**Objective-** LWBAT learn about their surrounding and about the day

**Teaching material required-**

- a) 3 new Ryhmes

**Procedure –**

- a) Prayer
- b) National anthem
- c) School song
- d) ABCD Ryhme
- e) Ryhme on counting
- f) Oral counting 1 to 20
- g) Names of months of a year
- h) Names of days of a week
- i) 1 warm up Ryhme
- j) 3 Ryhmes

**2) Name of activity-**Attendance

**Domain covered--** Personal/Social/Emotional domain

**Objective-** LWBAT learn being a good listener and attentive to instructions

**3) Name of activity-**P.T./March past

**Domain covered-**Gross motor skill

**Objective-**LWBAT learn different body movements

**Teaching material-**

**4) Name of activity-**Intro of concept- What comes after

**Domain covered-**Cognitive domain

**Objective-**LWBAT understand the concept of what comes after through activity

**Teaching material-**

- a) Clay

**Procedure-**

- a) Teacher will give clay to each student and will ask to make any object using it.
- b) Next, students will place the objects and will see which object is after their object.
- c) Through this activity, they will be able to understand the concept of after.

5) **Name of activity**-Formation of letter V, v

**Domain covered**-Fine motor skills

**Objective**-LWBAT develop fine motor skills and understand the formation of letter V, v

**Teaching material**-

a) Air Writing/ Sand pit/ Rice tray/ Clay

**Procedure**-

A) Teacher will guide the students to form letter V, v through any of the above mentioned material.

B) She will guide the students about the proper usage of finger movement.

6) **Name of activity**-Intro of letter व

**Domain covered**-Language domain

**Objective**-LWBAT learn about the letter and its sound

**Teaching material**-

a) Hindi reader page no. 42

b) Cut outs of objects mentioned in the story

c) Flash card of व

**Procedure**-

a) Teacher will show flash card to kids and related vocabulary.

b) Then will narrate the story.

c) She will show the cut outs of the words used in the story for better understanding.

7) **Name of activity**- Cutting along the zig zag lines

**Domain covered**-Fine motor skills

**Objective**-LWBAT learn bilateral coordination skills

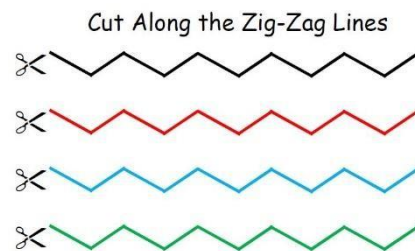
**Teaching material**-

a) Any paper

**Procedure**-

a) Teacher will give a paper with zig zag lines to kids.

b) They will cut the paper along the zig zag lines.



8) **Name of activity**-Intro of Ladybug and Ant

**Domain covered**-Cognitive domain

**Objective**-LWBAT learn about Insects- Ladybug and Ant and their characteristics.

**Teaching material**-

a) Flash cards

**Procedure**-

a) Teacher will first show flash cards and objects and will explain them about Insects- Ladybug and Ant

b) She will explain their characteristics to the students.

9) **Reflection time**- Recap of the things done in the class.

Remarks of the day:

## WEEK 2

### Day 1

**1) Name of activity-**Prayer and Ryhme

**Domain covered-**Personal/Social/Emotional domain and Language domain

**Objective-** LWBAT learn about their surrounding and about the day

**Teaching material required-**

- a) 3 new Ryhmes

**Procedure –**

- a) Prayer
- b) National anthem
- c) School song
- d) ABCD Ryhme
- e) Ryhme on counting
- f) Oral counting 1 to 20
- g) Names of months of a year
- h) Names of days of a week
- i) 1 warm up Ryhme
- j) 3 Ryhmes

**2) Name of activity-**Attendance

**Domain covered--** Personal/Social/Emotional domain

**Objective-** LWBAT learn being a good listener and attentive to instructions

**3) Name of activity-** Yoga/movement

**Domain covered-**Gross motor skill

**Objective-**LWBAT learn to be flexible and coordination

**Teaching material-**

Yoga mats

**4) Name of activity-**Trace and write letter V

**Domain covered-**Language domain

**Objective-**LWBAT trace and write letter V

**Teaching material-**

- a) Book page no.51

**Procedure-**

- a) Teacher will guide the students to write letter V in their books.  
b) She will recap all the vocabulary words by emphasizing on beginning phonic sound.

- 5) **Name of activity-**Concept of what comes after through live examples

**Domain covered-**Cognitive domain

**Objective-**LWBAT understand the concept of what comes after through demonstration

**Teaching material-**

- a) Toys, Objects

**Procedure-**

- a) Teacher will place the toys or objects one after the other.  
b) Then, she will ask the kids that which toy or object is after.

- 6) **Name of activity-**Recap of letter व

**Domain covered-**Language domain

**Objective-**LWBAT learn about the letter and its sound

**Teaching material-** Air writing

**Procedure-**

- a) Teacher will guide the students to move fingers in the air to form the letter.  
b) Students will also speak the words related to the letter and will understand it's formation.

- 7) **Name of activity-** Craft Activity- Ladybug Craft

**Domain covered-**Fine motor/Eye-hand coordination

**Objective-** LWBAT learn the structure and characteristics of Ladybug

**Teaching material-**

- a) Black and Red pastel sheet, Pair of scissors, fevicol and googly eyes (optional)

**Procedure-**

- a) Teacher will guide the students to make ladybug with the help of papers.  
b) Students will paste the black dots on the ladybug.



- 8) **Name of activity-** Intro of Bee and Grasshopper

**Domain covered-**Language domain

**Objective-**LWBAT learn about the insects- Bee and Grasshopper

**Teaching material-**

- a) Flash Cards

**Procedure-**

- a) Teacher will first show flash cards and objects and will explain them about Insects- Bee and Grasshopper  
b) She will explain their characteristics to the students.

- 9) **Reflection time-** Recap of the things done in the class.

Remarks of the day:

**Day 2**

**1) Name of activity-** Prayer and Ryhme

**Domain covered-**Personal/Social/Emotional domain and Language domain

**Objective-** LWBAT learn about their surrounding and about the day

**Teaching material required-**

- a) 3 new Ryhmes

**Procedure –**

- a) Prayer
- b) National anthem
- c) School song
- d) ABCD Ryhme
- e) Ryhme on counting
- f) Oral counting 1 to 20
- g) Names of months of a year
- h) Names of days of a week
- i) 1 warm up Ryhme
- j) 3 Ryhmes

**2) Name of activity-**Attendance

**Domain covered--** Personal/Social/Emotional domain

**Objective-** LWBAT learn being a good listener and attentive to instructions

**3) Name of activity-** Cycling

**Domain covered-**Gross motor skill

**Objective-**LWBAT learn to pedal

**Teaching material-**

A) Cycles

4) **Name of activity-**Concept of what comes after

**Domain covered-**Cognitive domain

**Objective-**LWBAT write what comes after numbers

**Teaching material-**

a) Workbook- Page no.71

**Procedure-**

a) Teacher will guide the students to write what comes after numbers in the workbook.

5) **Name of activity-** Trace and write letter v

**Domain covered-**Fine motor skill

**Objective-**LWBAT learn to write letter v

**Teaching material-**

a) Workbook Page no.-52

**Procedure-**

a) Teacher will sing the formation rhyme and will tell kids how to write letter v.

6) **Name of activity-**Writing letter व

**Domain covered-**Fine motor skill

**Objective-**LWBAT learn to write letter व

**Teaching material-**

a) Page no. 42

**Procedure-**

a) Teacher will draw 5 lines on the board and will explain how to write.

7) **Name of activity-** Dance

**Domain covered-** Personal/Social/Emotional domain

**Objective-** LWBAT learn to move his/her body in different movements on the music

8) **Name of activity-** Intro of Butterfly and Mosquito

**Domain covered-**Language domain

**Objective-**LWBAT learn about the insects- Butterfly and Mosquito

**Teaching material-**

a) Flash Cards

**Procedure-**

a) Teacher will first show flash cards and objects and will explain them about Insects- Butterfly and Mosquito

b) She will explain their characteristics to the students.

9) **Reflection time-** Recap of the things done in the class.



Remarks of the day:

**Day 3**

**1) Name of activity-**Prayer and Ryhme

**Domain covered-**Personal/Social/Emotional domain and Language domain

**Objective-** LWBAT learn about their surrounding and about the day

**Teaching material required-**

- A) 3 new Ryhmes

**Procedure –**

- a) Prayer
- b) National anthem
- c) School song
- d) ABCD Ryhme
- e) Ryhme on counting
- f) Oral counting 1 to 20
- g) Names of months of a year
- h) Names of days of a week
- i) 1 warm up Ryhme
- j) 3 Ryhmes

**2) Name of activity-**Attendance

**Domain covered--** Personal/Social/Emotional domain

**Objective-** LWBAT learn being a good listener and attentive to instructions

**3) Name of activity-** Outdoor

**Domain covered-** Gross motor skill

**Objective-**LWBAT learn different body movements

**4) Name of activity-**Intro of letter Ww

**Domain covered-**Language Domain

**Objective-**LWBAT learn letter Ww, it's phonic sound and it's vocabulary

**Teaching material-**

- A) Book- Page no.-45 and 46

**Procedure-**

- a) Teacher will read the story of letter W to the students.

- b) She will then focus on phonic sound of the letter.
- c) Then, the teacher will speak the vocabulary words related to the letter and will ask the students to repeat the same.

**5) Name of activity-** Concept of what comes after

**Domain covered-**Cognitive domain

**Objective-**LWBAT understand the concept of What comes after

**Teaching material-**

- A) Workbook Page no.-72

**Procedure-**

- a) Teacher will ask the students to write the number that comes after.

**6) Name of activity-** Craft Activity- Bugs in the Jar

**Domain covered-**Fine motor/Eye-hand coordination


**Objective-** LWBAT know about different bugs

**Teaching material-**

- A) White chart paper, water colour and black sketch pen

**Procedure-**

- a) Teacher will make a jar in a chart paper.
- b) She will guide the students to print thumb or finger on it.
- c) Then using sketch pen, students will complete the bugs in the jar.



**7) Name of activity-**Communication

**Domain covered-**Personal domain

**Objective-**LWBAT learn to speak confidently

**Teaching material-**

Teacher can ask them to talk about the characteristics of insects.

**8) Name of activity-**Intro of letter श

**Domain covered-**Language domain

**Objective-**LWBAT learn about the letter and its sound

**Teaching material-**

- a) Hindi reader page no. 43
- b) Cut outs of objects mentioned in the story
- c) Flash card of श

**Procedure-**

- a) Teacher will show flash card to kids.
- b) Then will narrate the story.
- c) She will show the cut outs of the words used in the story for better understanding.

**9) Reflection time-** Recap of the things done in the class.

Remarks of the day:

**Day 4**

**1) Name of activity-**Prayer and Ryhme

**Domain covered-**Personal/Social/Emotional domain and Language domain

**Objective-** LWBAT learn about their surrounding and about the day

**Teaching material required-**

- a) 3 new Ryhmes

**Procedure –**

- a) Prayer
- b) National anthem
- c) School song
- d) ABCD Ryhme
- e) Ryhme on counting
- f) Oral counting 1 to 20
- g) Names of months of a year
- h) Names of days of a week
- i) 1 warm up Ryhme
- j) 3 Ryhmes

**2) Name of activity-**Attendance

**Domain covered--** Personal/Social/Emotional domain

**Objective-** LWBAT learn being a good listener and attentive to instructions

**3) Name of activity-** Sports

**Domain covered-**Gross motor skill

**Objective-**LWBAT learn to kick the ball

**Teaching material-**

- A) Ball

**Procedure-**

- a) Teacher will take children outdoor and will form a circle and kick the ball to pass one another.

**4) Name of activity-** Formation of letter Ww and w through air writing

**Domain covered-**Fine motor skills

**Objective-**LWBAT learn to form letter W and w

**Teaching material-**

- a) Air writing

**Procedure**

- a) Teacher will guide the students to move their fingers in the air to form letter W and w.
- b) Then, she will make them recap the vocabulary words related to the letter.

**5) Name of activity-**Introduction of what comes before through activity

**Domain covered-**Cognitive domain

**Objective-**LWBAT learn the concept of what comes before

**Teaching material-**

- a) Clay

**Procedure-**

- a) Teacher will give clay to each student and will ask them to make objects.
- b) Students will place the objects they made and will check which object is before theirs.
- c) Through this activity, students will be able to understand the concept of before numbers.

**6) Name of activity-**Recap of Insects

**Domain covered-**Language domain

**Objective-** LWBAT recap about Insects and their characteristics

**7) Name of activity-**Music

**Domain covered-**Personal domain

**Objective-**LWBAT learn about the rhythm

**Teaching material-**

- a) Rhymes and song

**Procedure-**

- a) Teacher will first ask children to sit in a circle.
- b) Then she will sing the rhymes and song.

**8) Name of activity-** Insects Rescue Activity


**Domain covered-** Fine motor skill

**Objective-**LWBAT develop fine motor skills

- a) Toy insects or bugs, beans, pasta, tray, thick thread/wool and plastic tongs/tweezers

**Procedure-**

- a) Teacher will give pasta in a tray.
- b) Tangled way.
- c) Give instructions to students and then they will rescue the insects from the tray.



**9) Reflection time-** Recap of the things done in the class

**Remarks of the day:**

## Day 5

**1) Name of activity-**Prayer and Ryhme

**Domain covered-**Personal/Social/Emotional domain and Language domain

**Objective-** LWBAT learn about their surrounding and about the day

**Teaching material required-**

- a. 3 new Ryhmes

**Procedure –**

- a) Prayer
- b) National anthem
- c) School song
- d) ABCD Ryhme
- e) Ryhme on counting
- f) Oral counting 1 to 20
- g) Names of months of a year
- h) Names of days of a week
- i) 1 warm up Ryhme
- j) 3 Ryhmes

**2) Name of activity-**Attendance

**Domain covered--** Personal/Social/Emotional domain

**Objective-** LWBAT learn being a good listener and attentive to instructions

**3) Name of activity-**P.T.

**Domain covered-**Gross motor skill

**Objective-**LWBAT learn different body movements

**4) Name of activity-**What comes before through toys/objects

**Domain covered-**Cognitive domain

**Objective-**LWBAT understand the concept of before through toys/objects

**Teaching material-**

- a. Toys/objects

**Procedure-**

- b. Teacher will place the toys/objects on the table.
- c. Then she will ask the students which toy is before the other one.
- d. Students will recognize the before toy and will understand the concept.

**5) Name of activity-**Trace and write letter W

**Domain covered-**Language domain

**Objective-**LWBAT trace and write letter W

**Teaching material-**

- a. Book page no.53

**Procedure-**

- A) Teacher will guide the students to write letter W in their books.
- B) She will recap all the vocabulary words by emphasizing on beginning phonic sound.

**6) Name of activity-**Recap of letter व**Domain covered-**Fine motor skills**Objective-**LWBAT learn the formation of the letter**Teaching material-**

- a. Clay

**Procedure-**

- a) Teacher will guide the students to form the letter with the clay.
- b) Students will form the letter with clay and will speak the words related to it.

**7) Name of activity-**Diwali Celebration**Domain covered-**Social domain**Objective-**LWBAT learn to Hindu festival

Teaching material-

<https://youtu.be/UQ-VIbZSKIo>**Procedure-**

- 1) Teacher will explain the children about the importance of Diwali.
- 2) Teacher will talk about thing we do on Diwali like lighting diya, wearing new clothes, sharing sweets and teacher will also explain about why we should not crack crackers.
- 3) Teacher will ask children to help to decorate the class along with her.

**8) Name of activity-**Intro of Dragonfly and Spider**Domain covered-**Cognitive domain**Objective-** LWBAT learn about the insects-Dragonfly and Spider and their characteristics.**Teaching material-**

- a) Flash cards
- b) few related material objects

**Procedure-**

- a) Teacher will first show flash cards and objects and will explain them about Insects- Dragonfly and Spider
- b) She will explain their characteristics to the students.

**9) Reflection time-** Recap of the things done in the class.**Remarks of the day:**

## WEEK 3

### Day 1

**1) Name of activity-**Prayer and Ryhme

**Domain covered-**Personal/Social/Emotional domain and Language domain

**Objective-** LWBAT learn about their surrounding and about the day

**Teaching material required-**

- a) 3 new Ryhmes

**Procedure –**

- a) Prayer
- b) National anthem
- c) School song
- d) ABCD Ryhme
- e) Ryhme on counting
- f) Oral counting 1 to 20
- g) Names of months of a year
- h) Names of days of a week
- i) 1 warm up Ryhme
- j) 3 Ryhmes

**2) Name of activity-**Attendance

**Domain covered--** Personal/Social/Emotional domain

**Objective-** LWBAT learn being a good listener and attentive to instructions

**3) Name of activity-**Movement

**Domain covered-**Gross motor skill

**Objective-**LWBAT learn to walk with balance

**Teaching material-**

- a) Glitter tapes to make balancing lines

**Procedure-**

- a) Teacher will make the students understand how to walk on the lines with balance.
- b) The she will use whistle to start the activity.

**4) Name of activity-**Trace and write letter w

**Domain covered-**Language domain

**Objective-**LWBAT about letter w and its vocabulary

**Teaching material-**

- a) Book page no.54

**Procedure-**

- a) Teacher will recap letter w through air writing.
- b) Then, she will give workbooks to the students to write letter w and will ask them the vocabulary.

**5) Name of activity-**Concept of what comes before



**Domain covered**-Cognitive domain

**Objective**-LWBAT learn about the concept of what comes before

**Teaching material-**

a) Workbook- Page no.78

**Procedure-**

a) Teacher will ask the students to tell what comes before the numbers.

6) **Name of activity**-Writing letter श

**Domain covered**-Fine motor skill

**Objective**-LWBAT learn to write letter श

**Teaching material-**

a) Page no. 43

**Procedure-**

A) Teacher will draw 5 lines on the board and will explain how to write.

7) **Name of activity**-Experiment- Insects float with marker

**Domain covered**-Fine motor skill

**Objective**-LWBAT learn about the insects float on water



**Teaching material-**

a) Bowl, Water, Whiteboard marker and Spoon

b) Reference: [https://youtu.be/43-wcG9tH\\_E](https://youtu.be/43-wcG9tH_E)

**Procedure-**

a) Firstly, teacher will guide the students to draw insects on the back side of spoon.

b) Then, take a bowl and fill it with water.

c) Next, teacher will help the students to delicately move the drawing of insect from back of the spoon to the bowl full of water.

8) **Name of activity**- Dance

**Domain covered**- Personal/Social/Emotional domain

**Objective**- LWBAT learn to move his/her body in different movements on the music

9) **Reflection time**- Recap of the things done in the class.

Remarks of the day:

## Day 2

### 1) Name of activity-Prayer and Ryhme

**Domain covered**-Personal/Social/Emotional domain and Language domain

**Objective**- LWBAT learn about their surrounding and about the day

**Teaching material required-**

- a) 3 new Ryhmes

**Procedure –**

- a) Prayer
- b) National anthem
- c) School song
- d) ABCD Ryhme
- e) Ryhme on counting
- f) Oral counting 1 to 20
- g) Names of months of a year
- h) Names of days of a week
- i) 1 warm up Ryhme
- j) 3 Ryhmes

### 2) Name of activity-Attendance

**Domain covered**-- Personal/Social/Emotional domain

**Objective**- LWBAT learn being a good listener and attentive to instructions

### 3) Name of activity-Cycling

**Domain covered**-Gross motor skill

**Objective**-LWBAT learn to pedal

**Teaching material-**

Cycles

### 4) Name of activity- Concept of what comes before

**Domain covered**-Cognitive domain

**Objective**-LWBAT understand the concept of what comes before

**Teaching material-**

- a) Workbook- Page no. 79

**Procedure-**

- a) Teacher will guide the students to write before numbers in the workbook.

**5) Name of activity-**Intro of letter Xx

**Domain covered-**Language Domain

**Objective-**LWBAT learn letter Xx, it's phonic sound and it's vocabulary

**Teaching material-**

- a) Book- Page no.-47 and 48

**Procedure-**

- a) Teacher will read the story of letter Xx to the students.
- b) She will then focus on phonic sound of the letter.
- c) Then, the teacher will speak the vocabulary words related to the letter and will ask the students to repeat the same.

**6) Name of activity-** Children's Day celebration

**Domain covered-**Social domain

**Objective-**LWBAT learn about the importance of children's day

**Teaching material-**

- a) [https://youtu.be/MJlqd8l\\_IZQ](https://youtu.be/MJlqd8l_IZQ)
- b) Flash Cards of Chacha Nehru

**Procedure-**

- a) Teacher will show flash card of Chacha Nehru and she will explain who was Chacha Nehru was, what he did, why we celebrate Children's Day.
- b) Teacher will show video then tell children and she will make children feel special about themselves.

**7) Name of activity-**Mini beast color by number

**Domain covered-**Cognitive domain

**Objective-**LWBAT color the numbers according to the color code.

**Teaching material-**

- a) Flash cards
- b) Creative corner book Pg. No. 37

**Procedure-**

- a) Teacher will guide the students to color in the numbers according to the color codes.

**8) Name of activity-** Intro of Wasp and Beetle

**Domain covered-**Language domain

**Objective-**LWBAT learn about the insects- Wasp and Beetle

**Teaching material-**

- b) Flash Cards

**Procedure-**

- c) Teacher will first show flash cards and objects and will explain them about Insects- Wasp and Beetle
- d) She will explain their characteristics to the students.

**9) Reflection time-** Recap of the things done in the class.

Remarks of the day:

### Day 3

**1) Name of activity-**Prayer and Ryhme

**Domain covered-**Personal/Social/Emotional domain and Language domain

**Objective-** LWBAT learn about their surrounding and about the day

**Teaching material required-**

- a) 3 new Ryhmes

**Procedure –**

- a) Prayer
- b) National anthem
- c) School song
- d) ABCD Ryhme
- e) Ryhme on counting
- f) Oral counting 1 to 20
- g) Names of months of a year
- h) Names of days of a week
- i) 1 warm up Ryhme
- j) 3 Ryhmes

**2) Name of activity-**Attendance

**Domain covered--** Personal/Social/Emotional domain

**Objective-** LWBAT learn being a good listener and attentive to instructions

**3) Name of activity-**Outdoor

**Domain covered-**Physical domain- Gross motor skill

**Objective-**LWBAT learn different body movements

**4) Name of activity-** Formation of letter X and x through air writing

**Domain covered-**Fine motor skills

**Objective-**LWBAT learn to form letter X and x

**Teaching material-**

- a) Air writing

**Procedure**

- a. Teacher will guide the students to move their fingers in the air to form letter X and x.
- b. Then, she will make them recap the vocabulary words related to the letter.

- 5) **Name of activity-** Concept of what comes after and before  
**Domain covered-**Cognitive domain  
**Objective-**LWBAT write the after and before numbers  
**Teaching material-**  
a) Notebook  
**Procedure**  
b) Teacher will guide the students to fill the blanks with correct after and before numbers.
- 6) **Name of activity-**Game: Insects Bingo  
**Domain covered-**Language domain, Social skills  
**Objective-**LWBAT recognize the same insects and match them  
**Teaching material-**  
a) Flash cards of insects  
**Procedure-**  
a) Teacher will place a set of flash cards in proper manner.  
b) Then, she will guide the students to match the other set of flash cards with the arranged one.
- 7) **Name of activity-** Communication  
**Domain covered-**Personal domain  
**Objective-**LWBAT learn to speak confidently  
**Procedure**  
a) Teacher will talk about the characteristics of insects.
- 8) **Name of activity-**Intro of letter ऋ  
**Domain covered-**Language domain  
**Objective-**LWBAT learn about the letter and its sound  
**Teaching material-**  
a) Hindi reader page no. 44  
b) Cut outs of objects mentioned in the story  
c) Flash card of ऋ  
**Procedure-**  
a) Teacher will show flash card to kids and related vocabulary.  
b) Then will narrate the story.  
c) She will show the cut outs of the words used in the story for better understanding
- 9) **Reflection time-** Recap of the things done in the class.

Remarks of the day:

#### Day 4

**1) Name of activity-**Prayer and Ryhme

**Domain covered-**Personal/Social/Emotional domain and Language domain

**Objective-** LWBAT learn about their surrounding and about the day

**Teaching material required-**

- a) 3 new Ryhmes

**Procedure –**

- A) Prayer
- B) National anthem
- C) School song
- D) ABCD Ryhme
- E) Ryhme on counting
- F) Oral counting 1 to 20
- G) Names of months of a year
- H) Names of days of a week
- I) 1 warm up Ryhme
- J) 3 Ryhmes

**2) Name of activity-**Attendance

**Domain covered--** Personal/Social/Emotional domain

**Objective-** LWBAT learn being a good listener and attentive to instructions

**3) Name of activity-**Sports

**Domain covered-**Gross motor skill

**Objective-LWBAT** learn to jump over hurdles



4) **Name of activity**-Trace and write letter X

**Domain covered**-Language domain

**Objective-LWBAT** trace and write letter

X

**Teaching material-**

a. Book page no.55

**Procedure-**

c) Teacher will guide the students to write letter X in their books.

d) She will recap all the vocabulary words by emphasizing on beginning phonic sound.

5) **Name of activity**-Concept of what comes after and before

**Domain covered**-Cognitive domain

**Objective-LWBAT** learn about the concept of what comes after and before

**Teaching material-**

a. Workbook page no.-73

**Procedure-**

b. Teacher will guide the students to fill the numbers.

6) **Name of activity**-Tie untie laces

**Domain covered**-Fine motor skills and Eye hand coordination

**Objective-LWBAT** develop eye hand coordination

**Teaching material-**

Laces/Ribbon arranged on a cardboard

**Procedure-**

a. Teacher will arrange the laces/ribbon on a cardboard.

b. She will guide the students to tie and untie them.



7) **Name of activity**-Life cycle of Butterfly

**Domain covered**-Cognitive skills

**Objective**-LWBAT learn to understand the life cycle of a butterfly

**Teaching material**-

- a. Clay, Plate

**Procedure**-

- a) The teacher will guide the students to make different stages of life cycle of a butterfly.

8) **Name of activity**-Intro of Birds

**Domain covered**- Language domain and Social skills

**Objective**-LWBAT learn about birds

**Teaching material**-

- a. Picture book and flash card

**Procedure**-

- b. Teacher will show flash cards of birds.
- c. She will also explain their characteristics.

9) **Reflection time**- Recap of the things done in the class.

**Remarks of the day:**

**Day 5**

1) **Name of activity**-Prayer and Ryhme

**Domain covered**-Personal/Social/Emotional domain and Language domain

**Objective**- LWBAT learn about their surrounding and about the day

**Teaching material required**-

- a. 3 new Ryhmes

**Procedure** –



- b. Prayer
- c. National anthem
- d. School song
- e. ABCD Ryhme
- f. Ryhme on counting
- g. Oral counting 1 to 20
- h. Names of months of a year
- i. Names of days of a week
- j. 1 warm up Ryhme
- k. 3 Ryhmes

**2) Name of activity-Attendance**

**Domain covered--** Personal/Social/Emotional domain

**Objective-** LWBAT learn being a good listener and attentive to instructions

**3) Name of activity-P.T./March past**

**Domain covered-**gross motor skill

**Objective-**LWBAT learn different body movements

**Teaching material-**

**4) Name of activity-** Concept of after and before

**Domain covered-**Cognitive domain

**Objective-**LWBAT do after and before concept on their own.

**Teaching material-**

- a. Workbook page no.75

**Procedure-**

a) Teacher will ask the students about what comes after and before numbers.

**5) Name of activity-**Writing letter x

**Domain covered-**Fine motor skill

**Objective-**LWBAT learn to write letter x

**Teaching material-**

- a. Workbook page no.-56

**Procedure**

a) Teacher will draw 4 lines on the board and she will write the letter x and will sing the formation ryhme.

**6) Name of activity-**Recap of letter ऋ

**Domain covered-**Language domain

**Objective-**LWBAT learn about the letter and its sound

**Teaching material-** Air writing

**Procedure-**

- c) Teacher will guide the students to move fingers in the air to form the letter.
- d) Students will also speak the words related to the letter and will understand it's formation.

**7) Name of activity-**Butterfly Life cycle

**Domain covered-**Personal domain

**Objective-**LWBAT learn about the life cycle of butterfly

**Teaching material-**

- a. World around us workbook- Page no.48

**Procedure-**

- a) Teacher will guide the students to write the proper sequence.

**8) Name of activity-**Intro of Peacock and Pigeon

**Domain covered-**Cognitive domain

**Objective-**LWBAT learn about Birds- Peacock and Pigeon and their characteristics

**Teaching material-**

- a) Flash cards

**Procedure-**

- a) Teacher will show flash cards and will tell them about Peacock and Pigeon.
- b) She will also tell them about their characteristics.

**9) Reflection time-** Recap of the things done in the class.

Remarks of the day:

## WEEK 4

**Day 1**

**1) Name of activity-**Prayer and Ryhme

**Domain covered-**Personal/Social/Emotional domain and Language domain

**Objective-** LWBAT learn about their surrounding and about the day

**Teaching material required-**

- a) 3 new Ryhmes

**Procedure –**

- a) Prayer
- b) National anthem
- c) School song
- d) ABCD Ryhme
- e) Ryhme on counting

- f) Oral counting 1 to 20
- g) Names of months of a year
- h) Names of days of a week
- i) 1 warm up Ryhme
- j) 3 Ryhmes

**2) Name of activity-**Attendance

**Domain covered--** Personal/Social/Emotional domain

**Objective-** LWBAT learn being a good listener and attentive to instructions

**3) Name of activity-**Yoga/movement

**Domain covered-**Gross motor skill

**Objective-**LWBAT learn to be flexible and coordination

**Teaching material-**

Yoga mats

**4) Name of activity-**Intro of letter Yy

**Domain covered-**Language Domain

**Objective-**LWBAT learn letter Yy, it's phonic sound and it's vocabulary

**Teaching material-**

a) Book- Page no.-49 and 50

**Procedure-**

- a) Teacher will read the story of letter Y to the students.
- b) She will then focus on phonic sound of the letter.

**5) Name of activity-**Concept of after and before

**Domain covered-** Cognitive domain

**Objective-**LWBAT do what comes after and before by themselves

**Teaching material-**

a) Workbook- Page no.76

**Procedure**

- a) Teacher will ask the numbers of after and before.

**6) Name of activity-**Writing letter ष

**Domain covered-**Fine motor skill

**Objective-**LWBAT learn to write letter ष

**Teaching material-**

a) Page no. 44

**Procedure-**

- A) Teacher will draw 5 lines on the board and will explain how to write.

**7) Name of activity-**Intro of Parrot and Sparrow

**Domain covered-**Cognitive domain

**Objective-**LWBAT learn about Birds- Parrot and Sparrow and their characteristics

**Teaching material-**

a) Flash cards

**Procedure-**

- a) Teacher will show flash cards and will tell them about Parrot and Sparrow.
- b) She will also tell them about their characteristics.

**8) Name of activity-Craft- Handprint Peacock**

**Domain covered-** Fine motor skill

**Objective-LWBAT** learn to make peacock through handprint

**Teaching material-**

- a) Water colours and sketch pens

**Procedure-**

- a) Teacher will guide the students to dip their hand in water colour.
- b) Then, she will guide them to print hand impression on sheet for peacock.



**9) Reflection time-** Recap of the things done in the class.

**Remarks of the day:**

**Day 2**

**1) Name of activity-Prayer and Ryhme**

**Domain covered-**Personal/Social/Emotional domain and Language domain

**Objective-** LWBAT learn about their surrounding and about the day

**Teaching material required-**

- a) 3 new Ryhmes

**Procedure –**

- a) Prayer
- b) National anthem
- c) School song
- d) ABCD Ryhme
- e) Ryhme on counting
- f) Oral counting 1 to 20
- g) Names of months of a year
- h) Names of days of a week
- i) 1 warm up Ryhme
- j) 3 Ryhmes

- 2) **Name of activity**-Attendance  
**Domain covered**-- Personal/Social/Emotional domain  
**Objective**- LWBAT learn being a good listener and attentive to instructions
- 3) **Name of activity**- Cycling  
**Domain covered**-Gross motor skill  
**Objective**-LWBAT learn to pedal  
**Teaching material**-  
A) Cycles
- 4) **Name of activity**- Concept of what comes after and before  
**Domain covered**-Cognitive domain  
**Objective**-LWBAT fill in the after and before numbers  
**Teaching material**-  
b) Workbook page no.-77  
**Procedure**  
a) Teacher will ask the students about after and before numbers from the workbook.
- 5) **Name of activity**- Formation of letter Y and y through air writing  
**Domain covered**-Fine motor skills  
**Objective**-LWBAT learn to form letter Y and y  
**Teaching material**-  
a) Air writing  
**Procedure**  
c) Teacher will guide the students to move their fingers in the air to form letter Y and y.  
d) Then, she will make them recap the vocabulary words related to the letter.
- 6) **Name of activity**-Intro of letter स  
**Domain covered**-Language domain  
**Objective**-LWBAT learn about the letter and its sound  
**Teaching material**-  
a) Hindi reader page no. 45  
b) Cut outs of objects mentioned in the story  
c) Flash card of स  
**Procedure**-  
d) Teacher will show flash card to kids and related vocabulary.  
e) Then will narrate the story.  
f) She will show the cut outs of the words used in the story for better understanding.
- 7) **Name of activity**-Dance  
**Domain covered**- Personal/Social/Emotional domain  
**Objective**- LWBAT learn to move his/her body in different movements on the music
- 8) **Name of activity**-Activity: Bird and Feather Matching  
**Domain covered**-Eye hand coordination/Cognitive domain  
**Objective**-LWBAT match the feathers with the bird's flash card.

**Teaching material-**

- a) Flash cards and feathers cut out

**Procedure-**

- a) Teacher will place the flash cards of birds and feathers in front of students.
- b) Then, students will match the feathers with correct bird.

- 9) **Reflection time-** recap of the things done in the class.

Remarks of the day:

**Day 3**

- 1) **Name of activity-**Prayer and Ryhme

**Domain covered-**Personal/Social/Emotional domain and Language domain

**Objective-** LWBAT learn about their surrounding and about the day

**Teaching material required-**

- a) 3 new Ryhmes

**Procedure –**

- a) Prayer
- b) National anthem
- c) School song
- d) ABCD Ryhme
- e) Ryhme on counting
- f) Oral counting 1 to 20
- g) Names of months of a year
- h) Names of days of a week
- i) 1 warm up Ryhme
- j) 3 Ryhmes

- 2) **Name of activity-**Attendance

**Domain covered--** Personal/Social/Emotional domain

**Objective-** LWBAT learn being a good listener and attentive to instructions

- 3) **Name of activity-**P.T.

**Domain covered-** Gross motor skill

**Objective-**LWBAT learn different body movements

- 4) **Name of activity-**Trace and write letter Y

**Domain covered**-Language domain

**Objective**-LWBAT trace and write letter Y

**Teaching material**-

a) Book page no.57

**Procedure**-

e) Teacher will guide the students to write letter Y in their books.

f) She will recap all the vocabulary words by emphasizing on beginning phonic sound.

5) **Name of activity**-Backward Counting

**Domain covered**-Cognitive domain

**Objective**-LWBAT to write backward counting from 20 to 1

**Teaching material**-

a) Notebook

**Procedure**-

a) Teacher will guide the students to write backward counting from 20 to 1 in the notebook.

6) **Name of activity**-Recap-Birds

**Domain covered**-Language domain

**Objective**-LWBAT learn about birds and their characteristics

**Teaching material**-

a) Flash cards

**Procedure**-

a) Teacher will place the flash cards of different birds and will ask the students to recognize them.

7) **Name of activity**- Communication

**Objective**-LWBAT learn to speak confidently

**Teaching material**-

**Procedure**-

a) Teacher will call kids one by one and will ask them to speak about their favorite festival.

8) **Name of activity**-Recap of letter य

**Domain covered**-Language domain

**Objective**-LWBAT learn about the letter and its sound

**Teaching material**- Air writing

**Procedure**-

e) Teacher will guide the students to move fingers in the air to form the letter.

f) Students will also speak the words related to the letter and will understand it's formation.

9) **Reflection time**- Recap of the things done in the class.

**Remarks of the day**

**Day 4**

**1) Name of activity-**Prayer and Ryhme

**Domain covered-**Personal/Social/Emotional domain and Language domain

**Objective-** LWBAT learn about their surrounding and about the day

**Teaching material required-**

- a) 3 new Ryhmes

**Procedure –**

- a) Prayer
- b) National anthem
- c) School song
- d) ABCD Ryhme
- e) Ryhme on counting
- f) Oral counting 1 to 20
- g) Names of months of a year
- h) Names of days of a week
- i) 1 warm up Ryhme
- j) 3 Ryhmes

**2) Name of activity-**Attendance

**Domain covered--** Personal/Social/Emotional domain

**Objective-** LWBAT learn being a good listener and attentive to instructions

**3) Name of activity-**Gardening

**Domain covered-**Personal domain

**Objective-**LWBAT learn to grow plants

**Teaching material-**

- a) Seeds and watering cans

**Procedure-**

- a) Teacher will take children outside to sow seeds.

**4) Name of activity-**Trace and write letter y

**Domain covered-**Language domain

**Objective-**LWBAT about letter w and its vocabulary

**Teaching material-**

- a) Book page no.58

**Procedure-**

- c) Teacher will recap letter y through air writing.
- d) Then, she will give workbooks to the students to write letter w and will ask them the vocabulary.

**5) Name of activity-** Intro of number-21

**Domain covered-**Cognitive domain

**Objective-**LWBAT learn and count number 21

**Teaching material-**

- a. Workbook page no.-80



**Procedure**

a) Teacher will guide the students to write number-21

**6) Name of activity**-Concept of Up and Down

**Domain covered**-Cognitive domain

**Objective**-LWBAT learn about the concept of Up and Down through various examples

**Teaching material-**

a) Flash cards and Live examples

**Procedure-**

a) Teacher will show some live examples of up and down.

b) Students will be able to understand the concept of up and down.

**7) Name of activity**-Story time

**Domain covered**- Personal/Social/Emotional domain

**Objective**- LWBAT learn to move his/her body in different movements on the music

**8) Name of activity**-Intro of Crow and Owl

**Domain covered**-Cognitive domain

**Objective**-LWBAT learn about Birds- Crow and Owl and their characteristics

**Teaching material-**

a) Flash cards

**Procedure-**

a) Teacher will show flash cards and will tell them about Crow and Owl.

b) She will also tell them about their characteristics.

**9) Reflection time**- Recap of the things done in the class.

Remarks of the day:
---------------------

**Day 5**

**1) Name of activity**-Prayer and Ryhme

**Domain covered**-Personal/Social/Emotional domain and Language domain

**Objective**- LWBAT learn about their surrounding and about the day

**Teaching material required-**

a) 3 new Ryhmes

**Procedure –**

a) Prayer

- b) National anthem
- c) School song
- d) teacher will show a ppt made on earth day and will state why we celebrate earth day
- e) Then children will go in garden and will plant some saplings.

**2) Name of activity-**Attendance

**Domain covered--** Personal/Social/Emotional domain

**Objective-** LWBAT learn being a good listener and attentive to instructions

**3) Name of activity-**Sports

**Domain covered-**Gross motor skill

**Objective-**LWBAT learn to hop the ball.

**Teaching material-**

- a) Ball

**Procedure-**

- a) Teacher will take children outdoor and will form a circle and hop the ball 1 by 1 on the floor with hand.

**4) Name of activity-** Intro of number 22

**Domain covered-**Cognitive domain

**Objective-**LWBAT write number-22

**Teaching material-**

- a) Workbook pg no.-81

**Procedure-**

- a) The teacher will guide the students to learn and write number-22

**5) Name of activity-**Intro of letter Zz

**Domain covered-**Language Domain

**Objective-**LWBAT learn letter Zz, it's phonic sound and it's vocabulary

**Teaching material-**

- a) Book- Page no.-51 and 52

**Procedure-**

- a) Teacher will read the story of letter Z to the students.
- b) She will then focus on phonic sound of the letter.

**c) Name of activity-**Writing letter स

**Domain covered-**Fine motor skills

**Objective-**LWBAT learn to write letter स

**Teaching material-**

- a. Workbook Page no. 45

**Procedure-**

- a) Teacher will draw 5 lines on the board and will explain how to write.

**d) Name of activity—**Guruparb Jayanti

**Domain covered-**Social domain

**Objective-**LWBAT learn about the Guruparb ji

**Teaching material-**

- a. Story - <https://youtu.be/0dXSouyB2YM>

**Procedure-**

a) Teacher will show the video and explain about the video.

e) **Name of activity**-Recap of letters and their phonic sounds

**Domain covered**-Cognitive domain

**Objective**-LWBAT learn about phonics sounds.

**Teaching material-**

Board and flash cards

**Procedure-**

a) Teacher will sing a phonetic song for the students.

f) **Reflection time**- Recap of the things done in the class.

**Remarks of the day:**

## WEEK 5

### Day 1

1) **Name of activity**-Prayer and Rhyme

**Domain covered**-Personal/Social/Emotional domain and Language domain

**Objective**- LWBAT learn about their surrounding and about the day

**Teaching material required-**

a) 3 new Rhymes

**Procedure –**

- a) Prayer
- b) National anthem
- c) School song
- d) ABCD Rhyme
- e) Rhyme on counting
- f) Oral counting 1 to 20
- g) Names of months of a year
- h) Names of days of a week
- i) 1 warm up Rhyme
- j) 3 Rhymes

2) **Name of activity**-Attendance

**Domain covered**-- Personal/Social/Emotional domain

**Objective**- LWBAT learn being a good listener and attentive to instructions

3) **Name of activity**-Outdoor

**Domain covered**- Gross motor skill

**Objective**-LWBAT learn different movements of body



4) **Name of activity**- Formation of letter Z through air writing

**Domain covered**-Fine motor skills

**Objective**-LWBAT learn to form letter Z

**Teaching material**-

- a) Air writing

**Procedure**

- a) Teacher will guide the students to move their fingers in the air to form letter Z and z.

5) **Name of activity**-Intro of number-23

**Domain covered**-Cognitive domain

**Objective**-LWBAT write number-23

**Teaching material**-

- a) Workbook- Page no.82

**Procedure**-

- a) Teacher will guide the students to write number-23 in the book.

6) **Name of activity**-Intro of letter ङ

**Domain covered**-Language domain

**Objective**-LWBAT learn about the letter and its sound

**Teaching material-**

- a) Hindi reader page no. 46
- b) Cut outs of objects mentioned in the story
- c) Flash card of हँ

**Procedure-**

- a) Teacher will show flash card to kids and related vocabulary.
- b) Then will narrate the story.
- c) She will show the cut outs of the words used in the story for better understanding.

**7) Name of activity-**Intro of Penguin and Ostrich

**Domain covered-**Language domain

**Objective-**LWBAT learn about the Birds- Penguin and Ostrich

**Teaching material-**

- a)Flash Cards

**Procedure-**

- a) Teacher will show flash cards and will tell them about Penguin and Ostrich.
- b) She will also tell them about their characteristics.

**8) Name of activity-** Match the birds

**Domain covered-**Cognitive domain

**Objective-**LWBAT learn the Names of birds and recognize them

**Teaching material-**

- a) Workbook- Page no. 49

**Procedure-**

- a) Teacher will help the students in recognition of birds and will guide them to match them.

**9) Reflection time-** Recap of the things done in the class.

**Remarks of the day:**

**Day 2**

**1) Name of activity-**Prayer and Ryhme

**Domain covered-**Personal/Social/Emotional domain and Language domain

**Objective-** LWBAT learn about their surrounding and about the day

**Teaching material required-**

- a. 3 new Ryhmes

**Procedure –**

- a) Prayer
- b) National anthem
- c) School song
- d) ABCD Ryhme
- e) Ryhme on counting
- f) Oral counting 1 to 20
- g) Names of months of a year
- h) Names of days of a week
- i) 1 warm up Ryhme
- j) 3 Ryhmes

**2) Name of activity-Attendance**

**Domain covered--** Personal/Social/Emotional domain

**Objective-** LWBAT learn being a good listener and attentive to instructions

**3) Name of activity- Cycling**

**Domain covered-**Gross motor skill

**Objective-**LWBAT learn to pedal

**Teaching material-**

A) Cycles

**4) Name of activity-Intro of number-24**

**Domain covered-**Cognitive domain

**Objective-** LWBAT write number-24

**Teaching material required-**

a. Workbook page no.-83

**Procedure-**

a) Teacher will guide the students to write number-24 in their workbooks.

**5) Name of activity- Trace and write letter**

**Domain covered-**Fine motor skills

**Objective-**LWBAT learn to write letter Z

**Teaching material-**

a) Workbook- Page no.59

**Procedure**

a) Teacher will draw 4 lines on the board and she will write the letter Z, and will sing the formation Ryhme.

b) The kids will first recap air writing, sand writing and table writing.

**6) Name of activity-Recap of letter ङ**

**Domain covered-**Language domain

**Objective-**LWBAT learn about the letter ङ and its sound

**Teaching material-** Air writing

**Procedure-**

- g) Teacher will guide the students to move fingers in the air to form the letter.
- h) Students will also speak the words related to the letter and will understand it's formation.

**7) Name of activity-**Show and Tell

**Domain covered-** Personal/Social/Emotional domain

**Objective-** LWBAT learn to speak in front of people.

**Teaching material-**

**Flash card.**

**Procedure-**

Teacher will ask children to bring object or picture of birds and children will speak few lines on birds.

**8) Name of activity-**Intro of Humming Bird and Eagle

**Domain covered-** Language domain

**Objective-**LWBAT learn about Birds- Humming Bird and Eagle and their characteristics

**Teaching material-**

- a) Flash cards

**Procedure-**

- a) Teacher will show flash cards and will tell them about Humming Bird and Eagle.
- b) She will also tell them about their characteristics.

**9) Reflection time-** Recap of the things done in the class.

**Remarks of the day:**

**Day 3**

**1) Name of activity-**Prayer and Ryhme

**Domain covered-**Personal/Social/Emotional domain and Language domain

**Objective-** LWBAT learn about their surrounding and about the day

**Teaching material required-**

- a) 3 new Ryhmes

**Procedure –**

- a) Prayer
- b) National anthem
- c) School song
- d) ABCD Ryhme

- e) Rhyme on counting
- f) Oral counting 1 to 20
- g) Names of months of a year
- h) Names of days of a week
- i) 1 warm up Rhyme
- j) 3 Rhymes

**2) Name of activity-Attendance**

**Domain covered--** Personal/Social/Emotional domain

**Objective-** LWBAT learn being a good listener and attentive to instructions

**3) Name of activity-P.T.**

**Domain covered-**Physical domain- Gross motor skill

**Objective-**LWBAT learn different body movements

**4) Name of activity-Trace and write letter z**

**Domain covered-**Fine motor skills

**Objective-**LWBAT write letter z in workbook

**Teaching material-**

- a) Workbook- Page no.60

**Procedure**

- a) Teacher will guide the students to write letter z in the book.

**5) Name of activity-Intro of number-25**

**Domain covered-**Cognitive domain

**Objective-** LWBAT write number-25

**Teaching material required-**

- a) Workbook page no.-84

**Procedure-**

- b) Teacher will guide the students to write number-25 in their workbooks.

**6) Name of activity-Recap- Birds and their sounds**

**Domain covered-**Personal domain

**Objective-**LWBAT recap of birds and their sound

**Teaching material-**

- a) PPT/video with birds sounds

**7) Name of activity- Black Colour Day**

**Domain covered-**Cognitive domain

**Objective-**LWBAT understand the colour

**Teaching material-**

- a) Black colour real objects.

**Procedure-**

- A) Teacher will ask children to come in black colour dress.

**8) Name of activity-Writing letter ङ**

**Domain covered-**Fine motor skill



**Objective-**LWBAT learn to write letter ह

**Teaching material-**

Page no. 46

**Procedure-**

a) Teacher will draw 5 lines on the board and will explain how to write.

**9) Reflection time-** Recap of the things done in the class.

**Remarks of the day:**